



Installation of the cables along the cable path





Alignment of the Six Beams




Continuing the alignment until Shooting target man



Start the install of the electronics modules on the cover





Starting the installation of the modules on the table




Parabola

Beam Splitters



M4 Mirrors

Result at the end of the day...



See you
tomorrow !



Few pictures of the weather on site



Our winter soldiers !





The way is still long but its progressing step by step each day...